

Importateur

B&K Lumitec

2 rue Alfred Kastler

Zone industrielle

67850 HERRLISHEIM

www.bklumitec.com

info@bklumitec.com



Stage Profile Zoom




17-50° 200 Watts



Notice d'utilisation

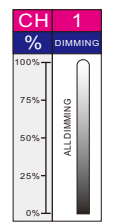
9. Fonctions

Mode DMX

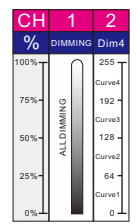


Adresse DMX : 001-512

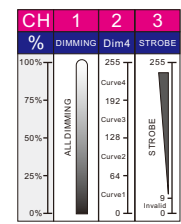
DMX 1 Canal





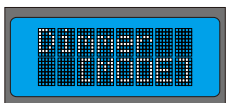
DMX 2 Canaux



DMX 3 Canaux

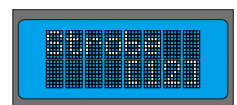




Mode Dimmer






Luminosité : 0001-4096

Mode Strobe



Vitesse strobe : 01-12


Canaux DMX



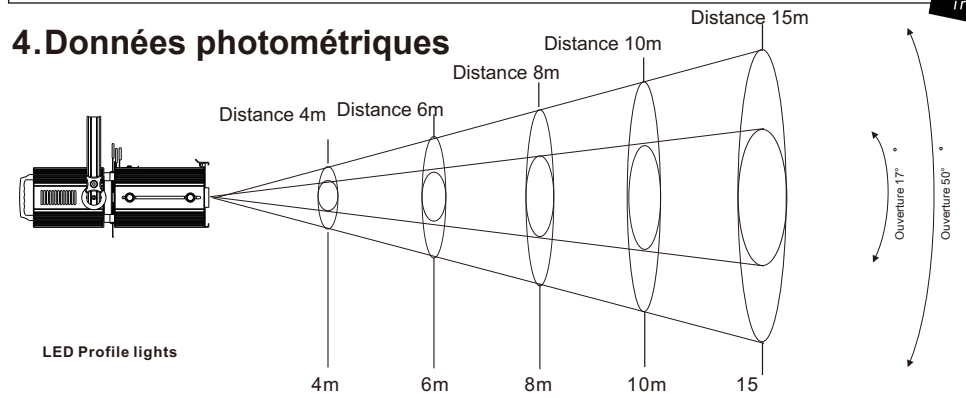
Choix du mode : 1 - 3 Canaux

Mode Master/Slave :

1. Master: Mode Dimmer, Mode Strobe, Canaux DMX
2. Slave: DMX001 (voir ci-dessous)



4. Données photométriques



LED Profile lights

3200K

	4m	6m	8m	10m	15m	
Luminosité / Lux	4600	1765	1140	850	390	Ouverture 17° °
Diamètre faisceau / cm	120	179	240	299	449	
Luminosité / Lux	1510	690	500	440	195	Ouverture 50° °
Diamètre faisceau / cm	225	378	429	631	946	

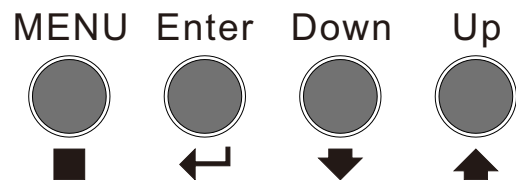
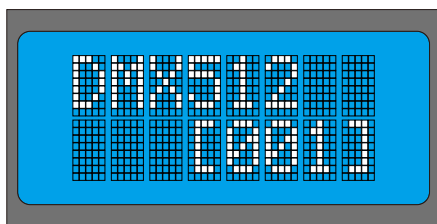
5. Installation



6. Descriptif

Source LED	1xLED 200W (3200K), CRI>90;
Système optique	Ouverture 17-50 degrés
Contrôle	DMX 1/2/3 canaux; manuel
Connection	Powercon In & Out; DMX XLR 3 points In & Out
Alimentation	AC100-240V 50/60Hz
Conso Max.	200W
Dimensions	61.5X28X21.5cm Poids 11Kg

7. Panneau de contrôle



■ Touches de paramétrage

- Press MENU ---> Premier menu --->
- Press Enter ---> Second menu --->
- Press Down&Up variation valeurs --->
- Press Enter et MENU pour sortir --->
- PressMENU ---> Menu suivant --->

8. Menu

