

Importateur
B&K Lumitec
2 rue Alfred Kastler
Zone industrielle
67850 HERRLISHEIM
www.bklumitec.com
info@bklumitec.com



Stage Profile Zoom




13-35° 60W DMX 3200K



Notice d'utilisation

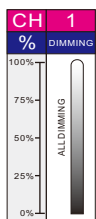
9. Fonctions

Mode DMX

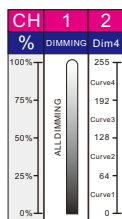


Adresse DMX : 001-512

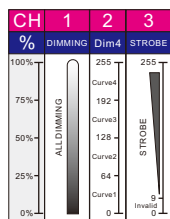
DMX 1 Canal






DMX 2 Canaux



DMX 3 Canaux






Mode Dimmer






Luminosité : 0001-4096

Mode Strobe



Vitesse strobe : 01-12


Canaux DMX



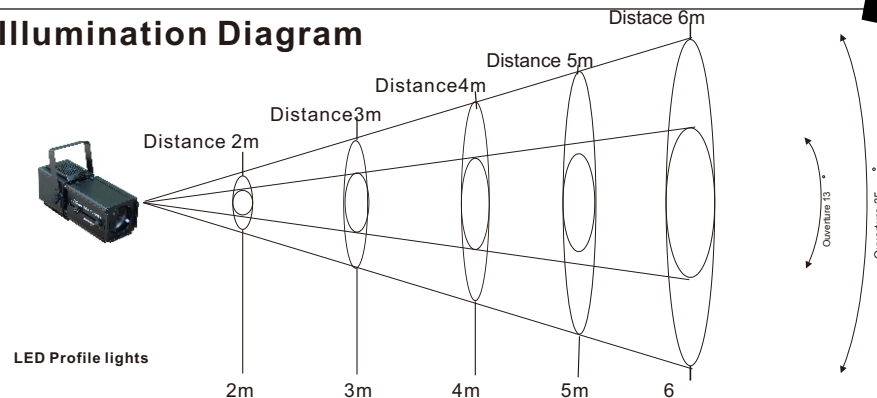
Choix du mode : 1 - 3 Canaux

Mode Master/Slave :

1. Master: Mode Dimmer, Mode Strobe, Canaux DMX
2. Slave: DMX001 (voir ci-dessous)




4. Illumination Diagram



Luminosité / Lux	1400	820	508	345	234	Ouverture 13°
Diamètre faisceau / cm	75	110	125	160	225	
Luminosité / Lux	685	400	295	230	158	Ouverture 35°
Diamètre faisceau / cm	115	150	180	215	278	

5. Installation

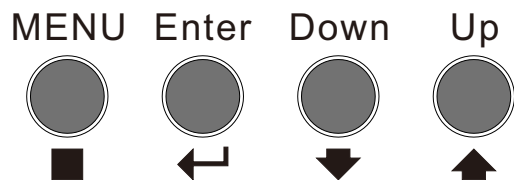
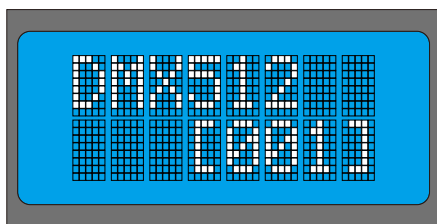
Accroche



6. Descriptif

Source LED	1 x LED 60 Watts (3200K), CRI>90;
Système optique	Ouverture 13-35°
Contrôle	DMX 1/2/3 canaux; manuel
Connection	Powercon In & Out; DMX XLR 3 points In & Out
Alimentation	AC 100-240V 50/60Hz
Conso Max.	60W
Dimensions	35X18X16cm Poids 4.5Kg

7. Panneau de contrôle



■ Touches de paramétrage

- Press MENU ---> Premier menu --->
- Press Enter ---> Second menu --->
- Press Down&Up variation valeurs --->
- Press Enter et MENU pour sortir --->
- Press MENU ---> Menu suivant --->

8. Menu

