

Importateur
B&K Lumitec
2 rue Alfred Kastler
Zone industrielle
67850 HERRLISHEIM
www.bklumitec.com
info@bklumitec.com



Stage Profile Zoom




13-35° 60W DMX 3200K



Operating Manual

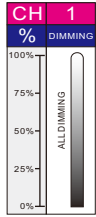
9. Function

DMX Mode

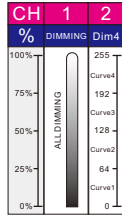


DMX Address Allocation: 001-512

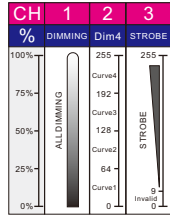
DMX 1 Channels






DMX 2 Channels



DMX 3 Channels






Dimming Mode






Brightness adjust: 0001-4096 Dimming

Strobe Mode



Strobe/Speed : 01-12 Dimming


Channel Mode



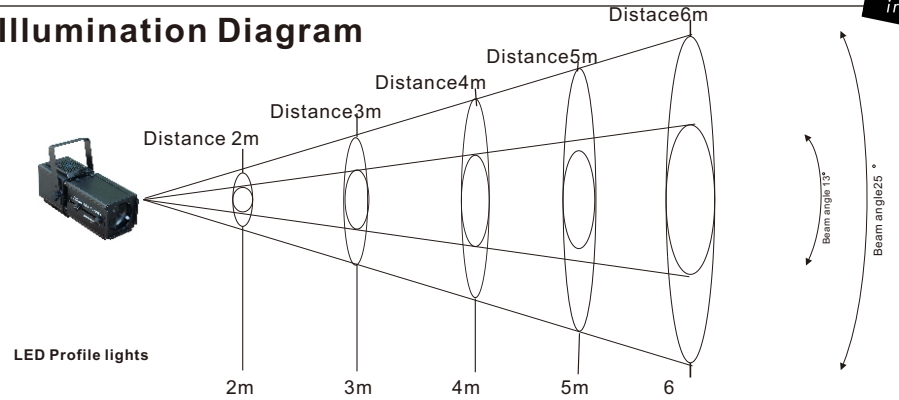
Channel adjust: 1 - 3 Channel

Master/Slave Setting:

- 1, Master: Dimming Mode/ Strobe Mode/Channel Mode
- 2, All Slaves: DMX001 (as below)




4. Illumination Diagram



Illumination Center/Lux	1400	820	508	345	234	Beam angle 13°
Beam Diameter/cm	75	110	125	160	225	
Illumination Center/Lux	685	400	295	230	158	Beam angle 35°
Beam Diameter/cm	115	150	180	215	278	

5. Installation

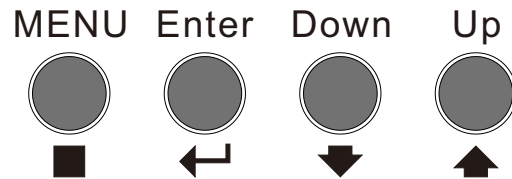

Hanging



6. Technical parameters

LED Source	1xWhite60W LED(3200K),CRI>90;
Optical group	Beam angle 13-35degree with high-efficiency optical system
Control	DMX 1 2 3 channels Optional;LCD display+4 soft keys;4 selectable dimming curves
Connection	Power In & Out; 3-pole DMX In & Out (5-pole DMX available)
Voltage	AC 100-240V 50/60Hz
Max Power	60W
Measurements	Size 35X18X16cm Weight 4.5Kg

7. Control Panel



- Adjust keys function on panel
- Press MENU --->Display first-level menu--->
Press Enter --->Display second-level menu--->
Press Down & Up to adjust relevant function--->
Press Enter and MENU to quit current menu--->
Press MENU --->To next first-level menu...

8. Menu

